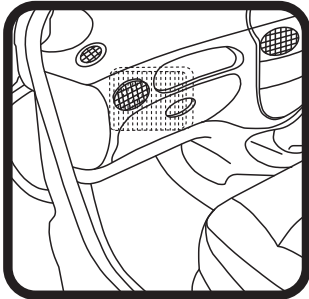


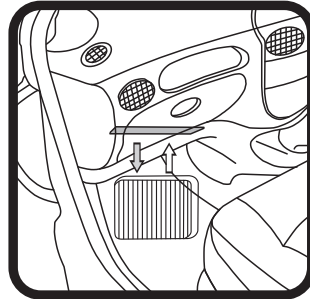
RYCO FILTERS



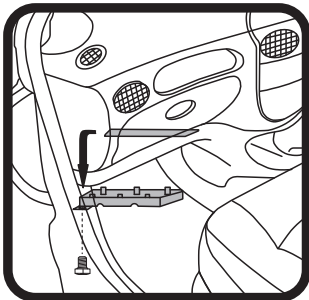
FITTING INSTRUCTIONS FOR RYCO CABIN FILTER RCA150P. RENAULT SCENIC




- ① Filter located behind glove box under dash board.



- ③ Pull dirty filter down to remove, push new Ryco filter up in to housing.
Check for correct fitment.



- ② Undo bolt, slide cover towards front of car and pull down to remove.



- ④ Refit all previously removed parts, dispose of dirty filter correctly.

Ryco Group Pty Ltd
29 Taras Ave, Altona North
Victoria 3025 Australia.
www.rycofilters.com.au

Ryco Group
A Division of GUD NZ Holdings Ltd
626A Rosebank Road, Avondale
Auckland New Zealand
www.ryco.co.nz