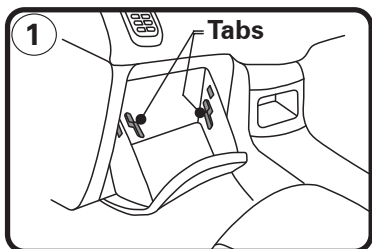
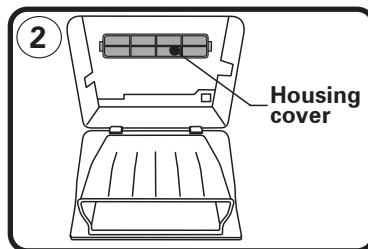


## FITTING INSTRUCTIONS FOR RYCO CABIN FILTER RCA173P/MS/M

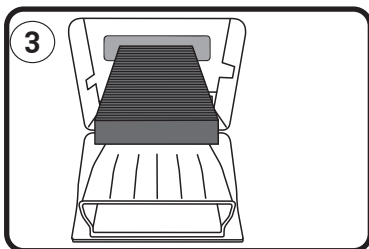
**KIA CERATO, CERATO SPORTS.**  
(Filter is located behind glovebox)




**1: Partly open glove box and remove the 2 tabs, let glove box hang down out of way.**



**2: Remove housing cover by unclipping ends and pull out.**



**3: Remove used filter and replace with a new Ryco filter. Note direction of flow arrow printed on filter.**



**4: Refit components in reverse order, Dispose of used filter correctly.**