

RYCO FILTERS





FITTING INSTRUCTIONS FOR RYCO CABIN FILTER RCA424M.

HINO 500 SERIES (A05C ENGINE) FROM OCTOBER 2019.





LOCATION OF CABIN AIR FILTER IS UNDER BONNET CIRCLED IN DIAGRAM ON THE LEFT.



REMOVE FILTER BY PINCHING TOP AND BOTTOM FILTER SIDE WALLS TOGETHER AND MANOEUVRE TO RELEASE FROM HOUSING.



DISPOSE OF USED FILTER CORRECTLY.



YELLOW MEDIA SIDE OF FILTER TO FACE OUTSIDE OF HOUSING (DIRTY SIDE).

INSERT RYCO FILTER BY PINCHING TOP AND BOTTOM FILTER SIDE WALLS THEN INSERT LEFT SIDE OF FILTER INTO HOUSING AND MANOEUVRE FILTER TO FIT RIGHT SIDE IN.

RYCO Group Pty Ltd
29 Taras Ave Altona
North Victoria 3025
Australia
www.rycofilters.com.au

RYCO Group- A division of
GUD (NZ) Holdings Limited.
19 Bell Avenue, Otahuhu,
Auckland 1060, New Zealand
www.ryco.co.nz