



## FITTING INSTRUCTIONS FOR RYCO CABIN FILTER RCA228M. NISSAN MURANO (03/09 - ON) & MAXIMA (06/09 - ON).




Remove side carpet panel in the passenger side footwell by lifting from front and then pulling the entire panel backwards.



The filter is located on the rear end area of the centre console behind the side carpet panel. See Fig 3 for details.



Release the housing cover by depressing the locking tab at the lower end and sliding it downwards. Carefully tuck out the bottom corner of old filter and squeeze & pull it out.



Hold the middle of new filter (A) and squeeze its end (B) to allow it pass through the housing entrance. Ensure the front arrow points to the front of the vehicle. Refit all previously removed components.