



RYCO

F I L T E R S

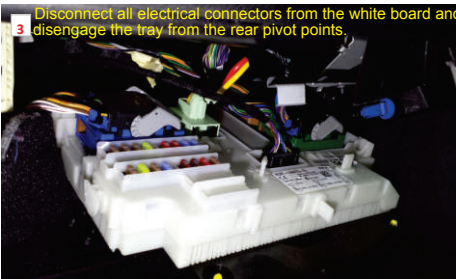
FITTING INSTRUCTIONS FOR RYCO CABIN AIR FILTER RCA181M MB & MC SERIES FORD MONDEO (MA)



The cabin air filter housing is located in the passenger footwell at the end of centre console (where the small arrow is pointing). Remove the 3 x clips holding the footwell cover.



Proceed to turn the knob shown above and drop down the main wiring harness tray before disconnecting all wires. You may also need the radio code so please ensure it's available.



Disconnect all electrical connectors from the white board and disengage the tray from the rear pivot points.



Disconnect the blue plug and remove the three (3) 7mm bolts from the filter housing lid. Pull up from the back of the lid and then slide towards the firewall to remove.



Slide the filter out carefully to avoid accumulated debris from being spread around. Disconnect the connector at the back of the housing if the cable is difficult to lift and slide the filter underneath. Insert the new cabin air filter making sure it is in the right air flow direction (See side of filter) and refit all components in reverse order.

RYCO Group Pty Ltd
29 Taras Ave Altona North
Victoria 3025 Australia.
www.rycofilters.com.au

RYCO Group -
A division of GUD (NZ) Holdings Limited
19 Bell Avenue, Auckland, New Zealand
www.ryco.co.nz