



R2904P GENERAL FITMENT INTRUCTIONS

Fiat Ducato Turbo Diesel F1AE 06/14 - On, F1CE 05/14 - On, F1AGL Up to 10/18

Jeep Compass Turbo Diesel 12/17 - On




1. Undo the 6 T20 Torx bolts from the fuel filter housing.



2. Remove the old fuel filter.



4. Put the filter back in place and tighten the 6 T20 Torx bolts.



3. Push the new filter against the housing. Make sure the breather pipe lines up with the breather hole.

