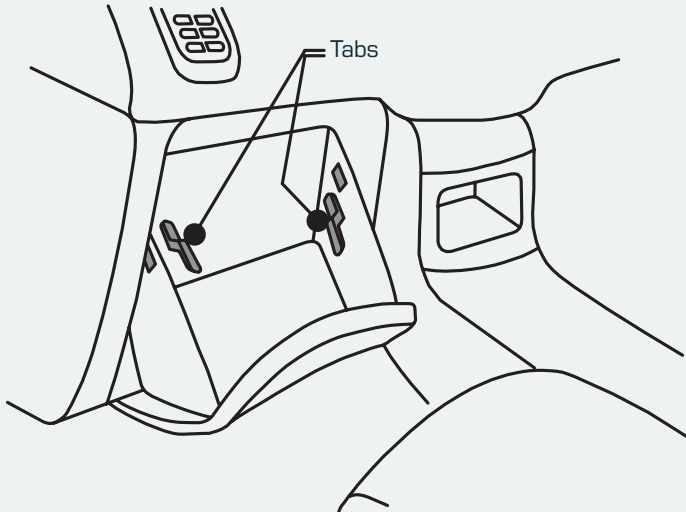


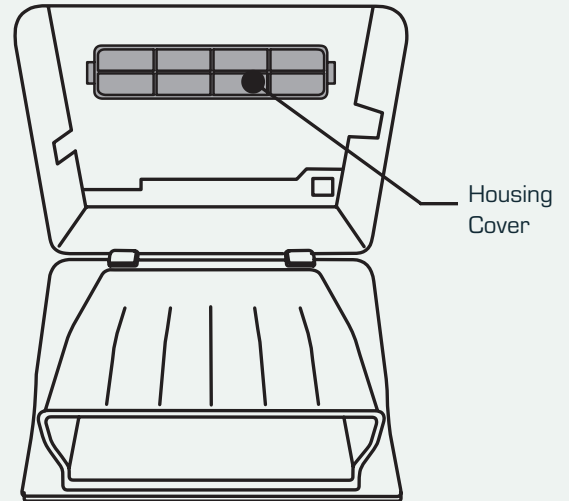
KIA CERATO, CERATO SPORTS.

### FILTER IS LOCATED BEHIND GLOVEBOX



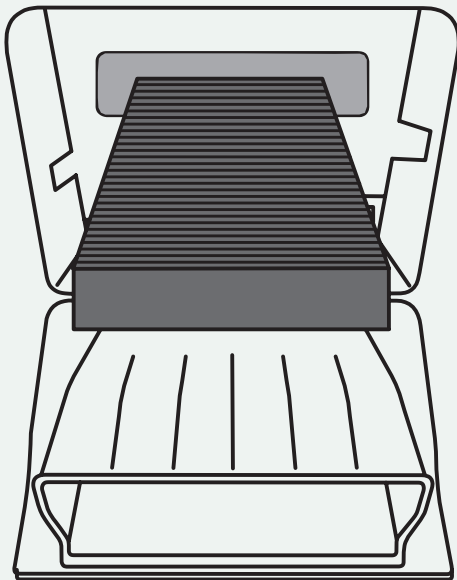
#### STEP 1

Partly open the glove box and remove the 2 tabs, let glove box hang down out of way.




#### STEP 2

Remove the housing cover by unclipping ends and pull out.



#### STEP 3

Remove used filter and replace with a new Ryco filter. Note direction of flow arrow printed on filter.



#### STEP 4

Refit components in reverse order, Dispose of used filter correctly.