


RYCO FILTERS



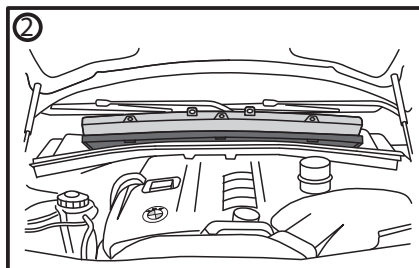
FITTING INSTRUCTIONS FOR RYCO CABIN FILTER RCA198C.

BMW 1 SERIES (116i & 118i)


(Filter is located in engine bay beneath windscreen)



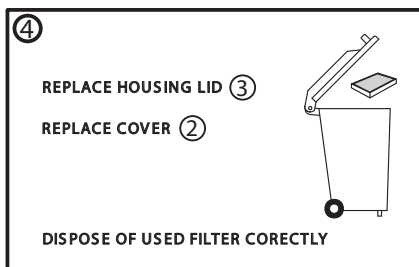
USING SUITABLE ALLEN KEY UNDO THE 6 SCREWS AND REMOVE THE COVER.



LIFT COVER TO OPEN HOUSING AND REMOVE USED FILTER BY UNCLIPPING FROM THE TOP EDGE AND PIVOT FORWARD TO REMOVE FROM HOUSING.



FIT THE NEW FILTER BY LOCATING THE TWO PINS ON THE BOTTOM SIDE OF THE FILTER FRAME INTO THE HOUSING, CLIP THE TOP EDGE IN PLACE AND REFIT THE COVER.



PULL USED FILTER FROM HOUSING AND REPLACE WITH NEW FILTER, NOTE DIRECTION OF AIR FLOW..

RYCO Group Pty Ltd
29 Taras Ave Altona North
Victoria 3025 Australia.
www.rycofilters.com.au

RYCO Group -
A division of GUD (NZ) Holdings Limited
626A Rosebank Road Avondale
Auckland, New Zealand
www.ryco.co.nz