

RYCO FILTERS

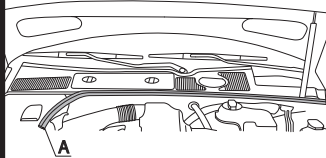


FITTING INSTRUCTIONS FOR RYCO CABIN FILTER RCA139P.

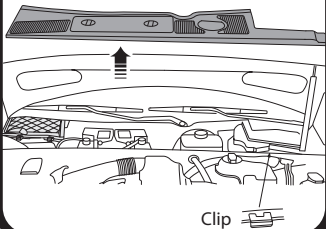
AUDI A4

(filter located in engine bay)

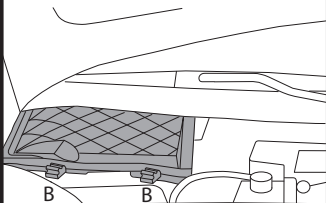
- ① Remove sealing strip (A)



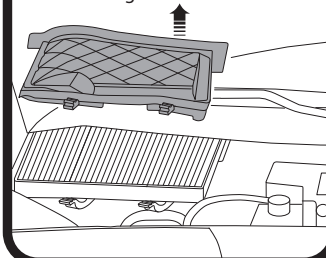
- ② Raise front of cover and lift out



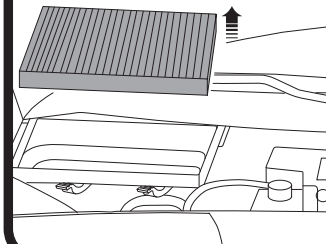
- ③ Undo 2 clips (B) .




- ④ Lift filter cover from housing.



- ⑤ Remove used filter and replace with Ryco RCA139P



- ⑥ Refit all previously removed components.



Dispose of used filter correctly.

Ryco Group Pty Ltd
29 Taras Ave, Altona North
Victoria 3025 Australia.
www.rycofilters.com.au

Ryco Group
A Division of GUD NZ Holdings Ltd
626A Rosebank Road, Avondale
Auckland New Zealand
www.ryco.co.nz