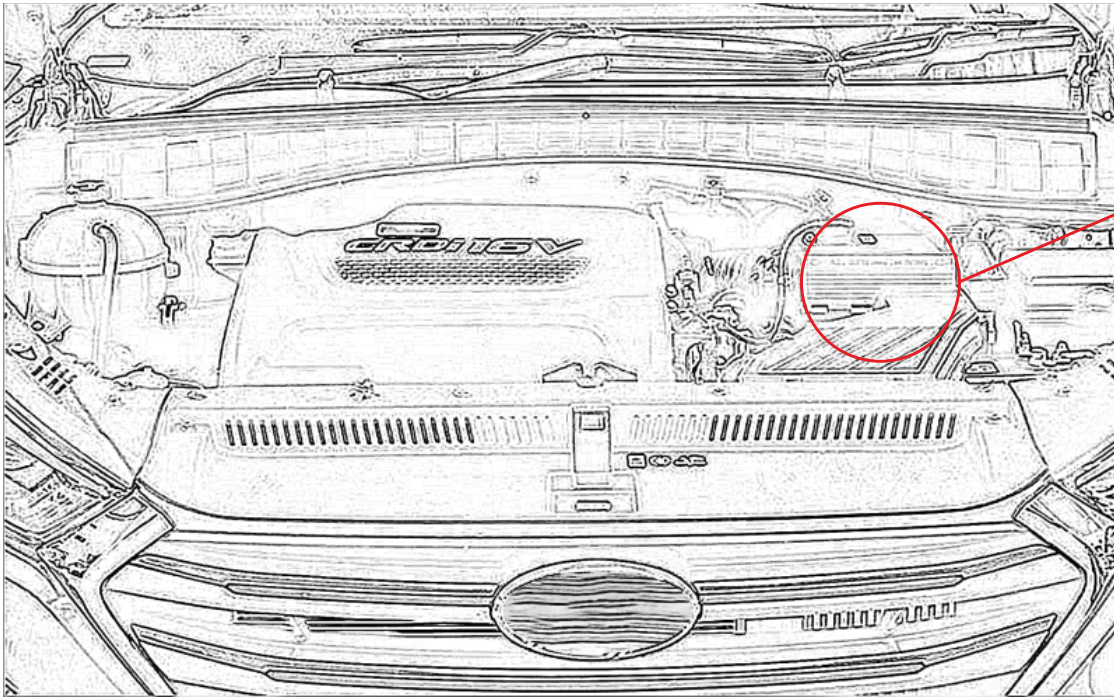
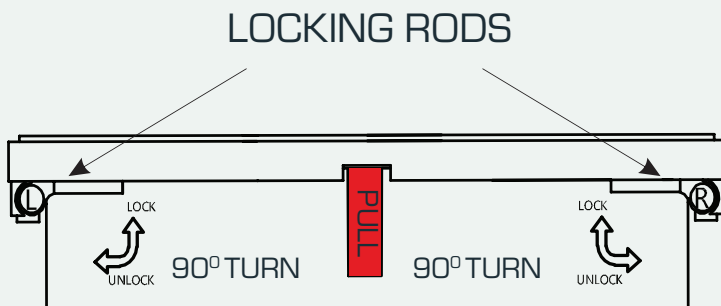


A2025 FITTING INSTRUCTION

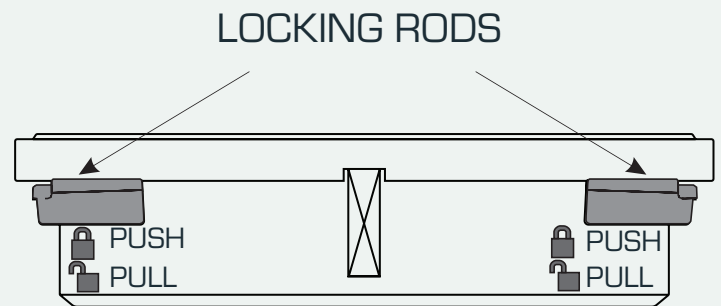
HYUNDAI Sonata (LF) 2.0L Turbo Petrol G4KH Engine.



AIR FILTER HOUSING



OE FILTER LOCKING / UNLOCKING



RYCO FILTER LOCKING / UNLOCKING

- 1 The air filter housing is located next to the engine at the passenger side under the bonnet.
- 2 If removing dirty OE filter, open the housing cover and unlock the filter by turning left rod 90 degrees clockwise and right rod 90 degrees anti-clockwise.
- 3 If removing dirty Ryco filter, open the housing cover and unlock the filter by pulling both rods.
- 4 Clean any debris inside the housing and then fit new Ryco filter with the two locking rods facing upwards. Lock the filter by pressing both rods until the filter locks. Close the housing cover and dispose of used filter properly.