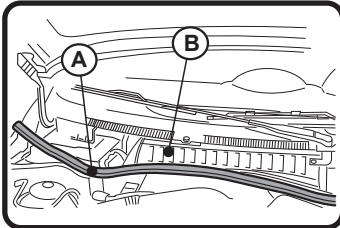
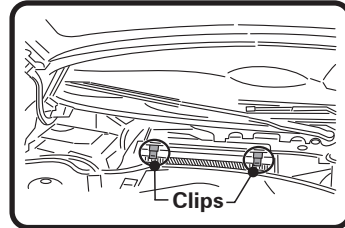


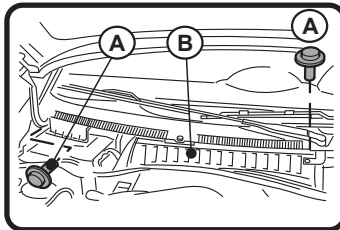
FITTING INSTRUCTIONS FOR RYCO CABIN FILTER RCA131MS HOLDEN BARINA (Filter located in engine bay)



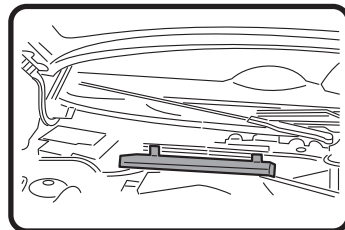
1: Lift weather strip (A) from ridge for length of cover panel (B).



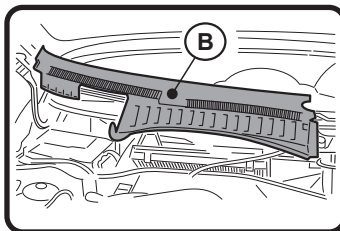
4: Undo clip at both ends of housing. (See 6:)



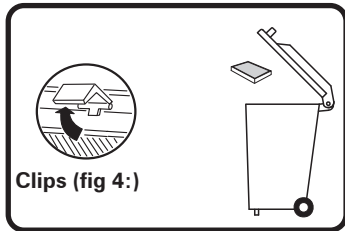
2: Remove screws (A) from cover panel (B).



5: Remove used filter.



3: Move cover panel (B) to left then back to expose the filter.



6: Fit new Ryco filter, refit all previously removed parts,

Dispose of used filter correctly.