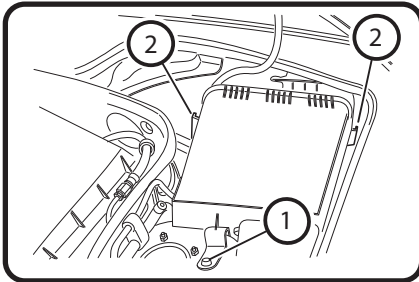



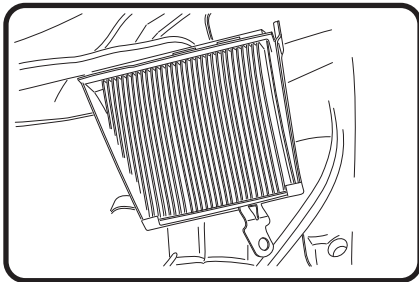
FITTING INSTRUCTIONS FOR RYCO CABIN FILTER RCA136C.  
MERCEDES E CLASS  
(Filter located in engine bay)



1: Open engine hood to vertical position. Unscrew plastic nut (1). Release both snap fasteners (2) on filter housing.



3: Clean filter housing, new fit Ryco filter, refit all previously removed components. Dispose of used filter correctly.



2: Lift front of cover to remove, turn cover over to remove filter.